

樂善堂楊仲明學校
「GRWTH AI」使用方法及繳交費用教學

(1) 下載及登入「電子通告」(校園手機應用程式)方法

1.



App Store




Google Play

家長可於 App Store(蘋果手機)或

Google Play(Android 安卓手機) ·

輸入「GRWTH AI」, 搜尋並下載校園手機應
用程式

下載程式後, 家長可點擊校園手機應用程式

圖示  , 開啟學校手機應用程式

「GRWTH AI」



GRWTH AI



如家長未登入, 請選擇

「學校用戶: 註冊或登入」進行註冊

2.



家長需先點選「家長/訪客」，並輸入用戶名稱及密碼(詳見學生家課冊內 **P.54**「校園手機應用程式」的用戶名稱及密碼貼紙)

* 校園手機應用程式設 2 個家長登入密碼

| | |
|---------------------------------|-----------|
| 姓名： | 班別： |
| 學校電腦登入： | 密碼： |
| ➤eClass Junior 內聯網登入名稱： | ➤密碼： |
| ➤Microsoft Office 365(Teams)登入： | ➤密碼： |
| ➤手機 app 家長 1 登入： | ➤家長 1 密碼： |
| 家長 2 登入： | ➤家長 2 密碼： |
| ⚙️教育城/小校園登入： | ⚙️密碼： |

(家長 1 及 2) · 可供 2 位家長同時登入使用

輸入資料後按「登入」

(2) 家長檢視同校兄弟姊妹戶口功能

1.



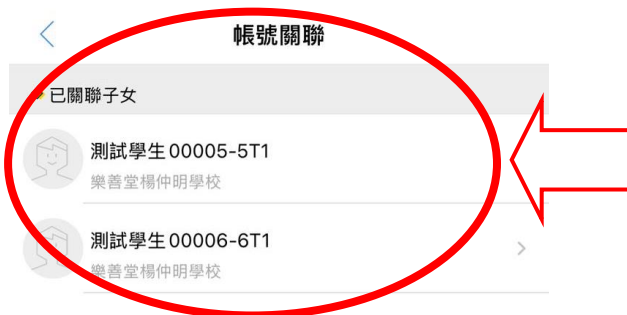
電子通告系統支援檢視同校兄弟姊妹
戶口的功能

家長只需以其中一名子女的戶口登入

①家長首先點選功能表

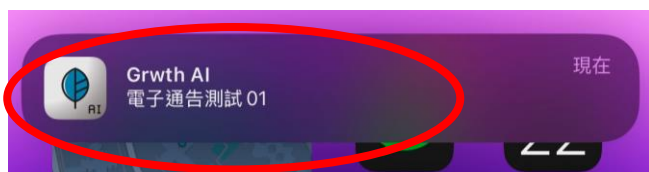
②點選帳號關聯

便可查看並切換到就讀不同班級的子女
戶口，簽閱電子通告。



(3) 家長簽閱「電子通告」步驟

1.



電子通告發出後，家長將會收到
學校手機應用程式訊息提示，提
醒家長簽閱電子通告。

2.



①手機 APP 的主頁面會顯示當天未處理的事項/未簽覆的通告。



②在開啟學校手機 APP 後

於手機底部可點選「通告回條」選項，以查看電子通告

3.



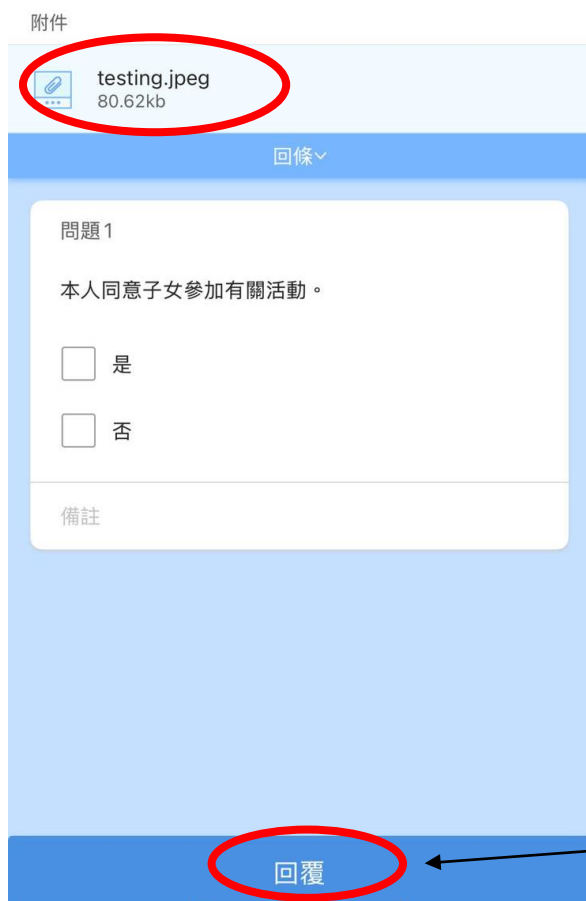
進入後有三個選項：

①進行中 ②未回覆/閱讀 ③已完結

家長選取通告名稱以閱讀內容

(註：家長可查閱未簽閱及已簽閱的電子通告)

4.



①家長可查閱通告資料，包括通告標題、發佈日期、最後簽署日期等

②點選附件檔案，家長可查看通告中的附件

③家長閱覽通告內容後，可回答問題

④所有題目均須回答才可繳交

回覆

測試家長 6 已於 2025-08-26 13:31:27 回覆

⑤家長回答所有問題後選「回覆」

⑥系統會顯示家長已回覆，即代表家長完成簽閱該份通告

(註：所有通告回覆後不得作任何修改)

(4) 家長簽閱「收費電子通告」與繳費步驟

1.



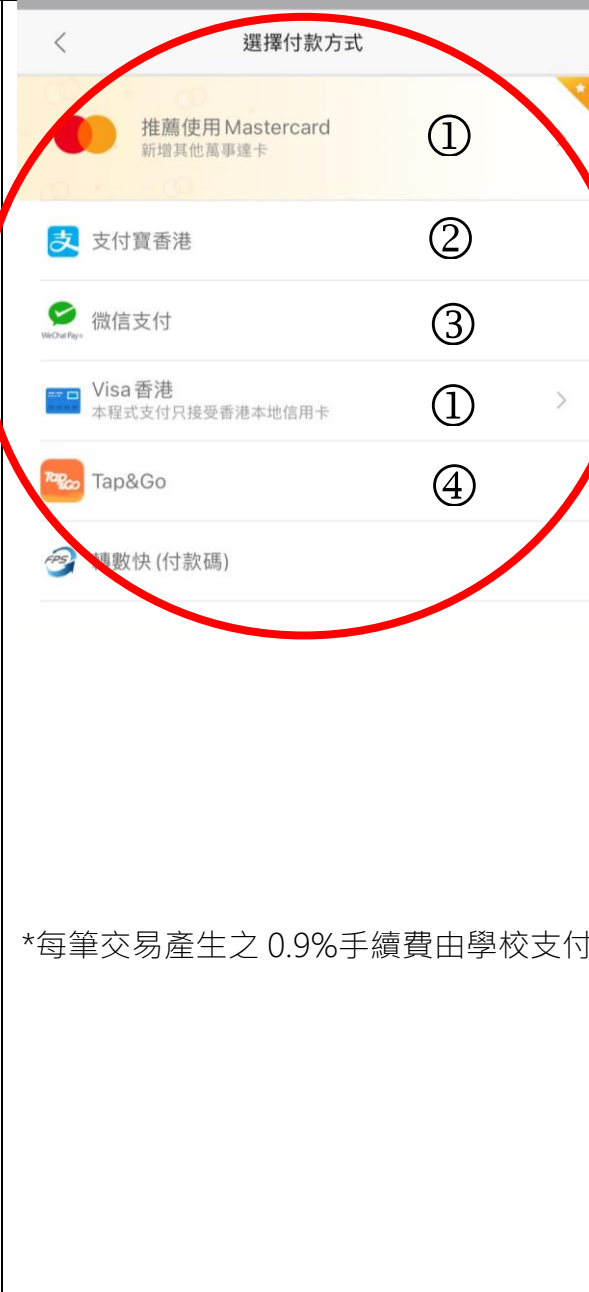




當收費電子通告發出後，家長可於「通告回條」中查閱，所有收費電子通告會附有「收費項目」標示

2.

①家長點選「同意」後，系統會顯示該通告所需繳交的「費用」

②家長點選需要繳交的費用後，即可選擇「前往 GRWTH PAY 支付」

③確認付款後，選擇「付款方式」

| | | |
|-----------|---|---|
| <p>3.</p> |  | <p>家長可選擇以不同形式的電子方式支付費用，以下是不同支付渠道的家長繳費流程影片：</p> <p>①Mastercard / Visa 信用卡：</p>  <p>②WeChat Pay 微信支付：</p>  <p>③Alipay HK 支付寶香港：</p>  <p>④Tap&Go 拍住賞：</p>  |
|-----------|---|---|



如對下載或安裝校園手機應用程式有查詢，家長可於學校辦公時間到校，本校職員會協助家長安裝校園手機應用程式及解答家長有關查詢。

L.S.T. Yeung Chung Ming Primary School

Tutorial on how to use and pay fees for "GRWTH AI"


(1) How to download and log in to "e-Notice" (campus mobile application)

3.


App Store

Google Play



GRWTH AI

Parents can search for and download the school mobile app by searching for "GRWTH AI" in the App Store (for iPhone) or Google Play (for Android).

After downloading the app, parents can click on the campus mobile app icon  to open the school mobile app "GRWTH AI"



If you are not logged in, please select "School User: Register or Login" to register.

4.

Parents must first click "Parent/Guest" and enter their username and password (see the username and password sticker for "School Mobile App" on page 54 of the homework booklet for details).

* The school mobile app has two parent login passwords (Parent 1 and Parent 2), which can be used by two parents at the same time.

| | |
|--------------------------------|----------|
| 姓名: | 班別: |
| 學校電腦登入: | 密碼: |
| eClass Junior 內聯網登入名稱: | 密碼: |
| Microsoft Office 365(Teams)登入: | 密碼: |
| 手機 app 家長 1 登入: | 家長 1 密碼: |
| 家長 2 登入: | 家長 2 密碼: |
| 教育城/小校園登入: | 密碼: |

Enter your information and click "Login"

(2) Parents can view the account information of siblings in the same school

2.



The electronic notification system supports checking the accounts of siblings in the same school

Parents only need to log in with one of their children's accounts

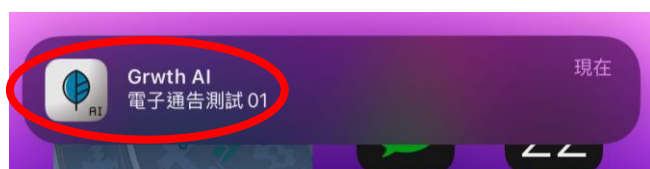
- ① Parents first click on the menu
- ② Click Account Link

You can view and switch to the household registration of your children attending different classes and sign electronic notices.



(3) Steps for parents to sign and read the "Electronic Notice"

5.



After the electronic notice is issued, parents will receive a message reminder via the school's mobile app, reminding them to sign and read the electronic notice.

6.



- ① The main page of the mobile app will display the unprocessed matters/unsigned notices of the day.

or

- ② After opening the school mobile app, click the "Notification Reply Slip" option at the bottom of the app to view electronic notifications.

7.



There are three options after entering:
①in progress ②Unreplied ③Overdue

Parents select the notice to read the content

(Note: Parents can check the electronic notices that have not been signed and those that have been signed)

8.



①Parents can view the notice information, including the title, release date, and last signature date.

②Click on the attachment file to view the attachment in the notice.

③After reading the notice, parents can answer questions.

④All questions must be answered before submission.

⑤After answering all questions, select "Reply"

⑥The system will show that the parent has replied, which means that the parent has signed the notice.

(Note: All notices cannot be modified after reply)

(4) Steps for parents to sign and read the "Payment Electronic Notice"

4.

進行中 2 未回覆/閱讀 2 已完結

輸入要搜索的內容 搜尋

2025-08-22 星期五

1234567
電子通告測試01

15:28 由洪穎斌發出 未回覆

2025-08-18 星期一

2345678
testing

16:26 由Grwth發出 收費項目 未回覆

When the electronic notice of fees is issued, parents can check it in the "Notice Reply Slip". All electronic notices of fees will be accompanied by the fee item mark.

5.

回條

問題1

本人已知悉有關通告內容，並

☒ 同意子女參加有關活動

☐ 不同意子女參加有關活動

子問題1

雜費

☒ 雜費 \$120.00

備註

測試家長6已於 2025-08-26 14:42:30 回覆

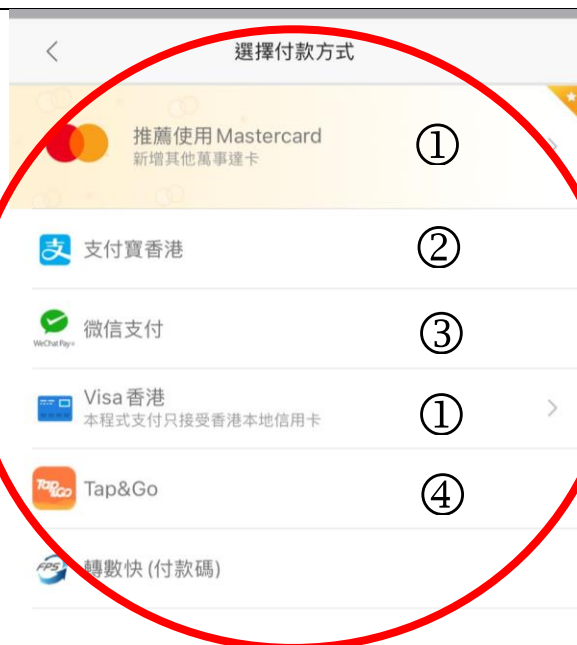
前往 GRWTH PAY 支付

① After the parent clicks to agree, the system will display the fee required to pay for the notice.

② After parents click on the fee to be paid, they can select "Go to GRWTH PAY to pay"

③ After confirming payment, select the payment method

6.



Parents can choose to pay fees electronically in various ways. Below is a video showing the payment process for different payment channels:

①Mastercard / Visa 信用卡：



②WeChat Pay 微信支付：



③Alipay HK 支付寶香港：



④Tap&Go 拍住賞：



* The school will pay a 0.9% handling fee

for each transaction.

If parents have any questions about downloading or installing the school mobile app, they can come to school during school office hours. Our staffs will assist parents in installing the school mobile app and answer your questions.